

User name _____
 LDAP username _____
 PI & Institute _____
 Today's date _____
 Krios session date(s) _____

of grids dropped off _____
 # of grid boxes dropped off _____
 Gridbox description _____
 Krios1 / Krios2 / Krios3 (circle one)

Krios grid drop off checklist

- I understand that all grids will be clipped and loaded following the SEMC numbering system (see image)
 - Yes
- Are we clipping your grids?
 - If yes, go to section A
 - If no, go to section B (for pre-clipped grids)

Section A


- Did you pay? (payment to paypalkits@nysbc.org)
 - \$85 for 4 grids + box
 - \$69 for 4 grids only

Section B


- Did you properly label your box (see image)? All users are responsible for proper labeling of their grid boxes.
 - Yes
 - No

How to label your cryo gridbox for Krios collection


1) Bottom = username and institution



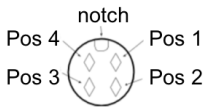
2) Side = Krios #



3) Top (hat) = username and session date



4) Grid position numbering



- If you are bringing more grids than we will be clipping, do you understand that remaining grids will be stored in the "Saved Grids" puck?
- Do you understand that ALL GRIDS will be rescued from the krios and transferred to our "Saved Grids" puck for 2 weeks only! Users should coordinate with EMG staff to transfer grids to their personal storage.

Print name and signature (USER) _____ Date _____

Print name and signature (STAFF) _____ Date _____

Staff Use Only

of grids clipped _____ # of unclipped grids _____ clipped by _____ date _____

Krios pre-session questionnaire:

1. Who are the assigned users for the session?

Full name: _____

Email address: _____

Phone number: _____

University: _____

PI/Lab: _____

LDAP username: _____

2. Which scope are you collecting on and what are your data collection dates:

Krios1, 2 or 3? _____

Start date (mm/dd/yy) and time (hh:mm): _____

End date (mm/dd/yy) and time (hh:mm): _____

3. What type of experiment are you doing? Circle one:

Single particle analysis (SPA) Tomography Other: _____

4. What project are you collecting under for this session? If you have not yet registered this project, you can do so here.
(<https://deon.nysbc.org/project/submit/>)

Project name: _____

5. Dose rate, frame rate and total dose (circle one):

8 e-/pixel/sec dose rate, 200 ms/frame frame rate, ~70 e-/A²

Other, please specify: _____

6. Pixel size (circle one):

~1.1 Å/pixel (standard)

Other, please specify: _____

7. K2 camera acquisition mode (circle one):

counting (standard)

super-resolution (processing will lag behind collection)

8. Do you understand that alignments start at the beginning of your session? Alignments may take a significant portion of time depending on the settings desired. Users must be present for alignments. Circle one:

Yes, I understand

No, I do not understand

9. Have you registered a Globus account for data transfer? Click here (<http://semc.nysbc.org/documentation/>) for more information. IF you are bringing an external drive, please make sure that you have enough space on the drive (~0.5 TB per day of Krios time).

Yes

No (ask emg staff to assist in making one during your session)